

RSIC-SIX SOUND ISOLATION CLIP

RSIC-SIX



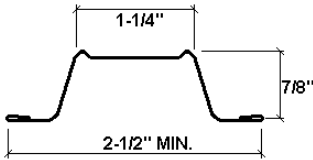

Patent Pending

**SHIPPED FULLY
ASSEMBLED
AND CALIBRATED**

PAC International, LLC. Tel: (866) 774-2100 Technical: (866) 649-2710 Web Site: www.pac-intl.com

©2021 PAC International, LLC. All Rights Reserved. • (866) 774-2100 RSIC® is a registered Trade Mark

RSIC-SIX SOUND ISOLATION CLIP



Drywall Furring Channel:

- **Minimum Requirements:** 25 gauge, hemmed edge detail required on all 25 gauge furring channel. Meets or exceeds SSMA requirements.
- **Depth:** 7/8 inch
- **Width Bottom:** 2-1/2 inch wide minimum.
- **Width Top:** 1-1/4 inch wide

Splice drywall furring channel (hat track) with 6 inch overlap in mid span (between two clips) secure with 18 ga tie wire, or two 7/16" framing screws.



Fasteners:

- **RSIC-SIX Spring to Wood:** 2-3/4 inch min. coarse thread.
- **RSIC-SIX Spring to Steel:** 1-5/8" inch min. fine thread.

26 Lb

13 Lb

7 Lb

Resilient Sound Isolation Clip (RSIC-SI-X Spring)

- **Maximum Spacing:** 48 inches on center
- **Design Load at 3/8" deflection from free height**
- **Red = 26 Lbs**
- **Blue = 13 Lbs**
- **White = 7 Lbs**

Average Labor Rates:

- **RSIC-SIX Spring:** 300 clips per man hour
- **Drywall Furring Channel:** 400LF per man hour

Labor rates provided to PAC International, Inc by an independent contracting firm.

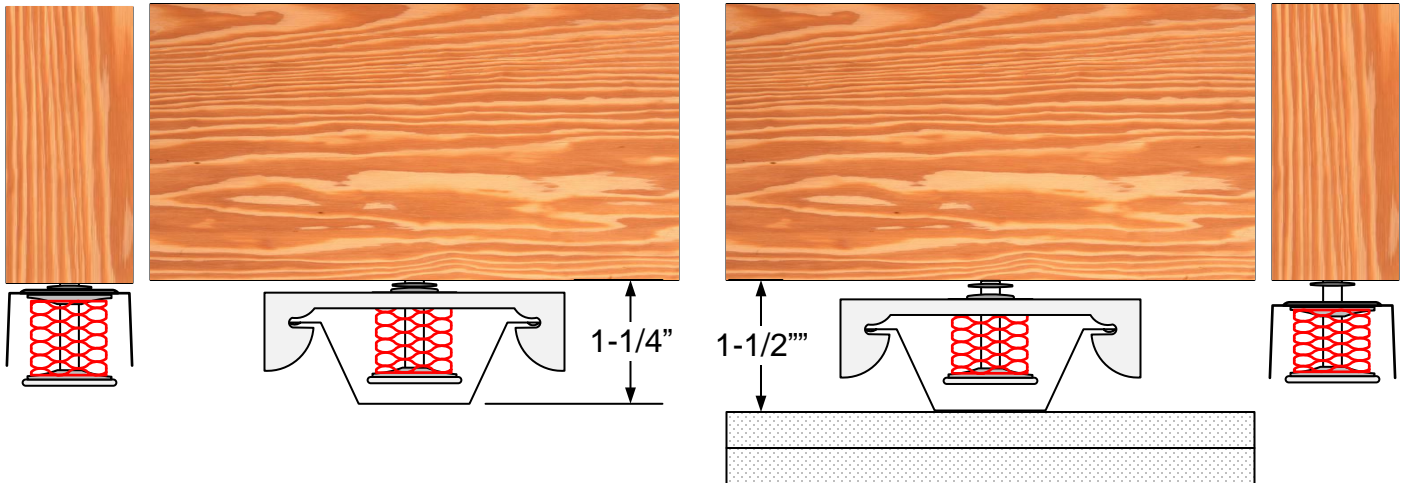
PAC International, LLC. Tel: (866) 774-2100 Technical: (866) 649-2710 Web Site: www.pac-intl.com

©2021 PAC International, LLC. All Rights Reserved. • (866) 774-2100 RSIC® is a registered Trade Mark

RSIC-SIX SOUND ISOLATION CLIP

RSIC-SIX Spring Dimensions:

- RSIC-SIX Spring clip Free Height 1-1/4"
- RSIC-SIX Spring clip Installed height 1-1/2"
- RSIC-SIX Spring clip 1-1/4" Deep
- RSIC-SIX Spring clip 3" Wide

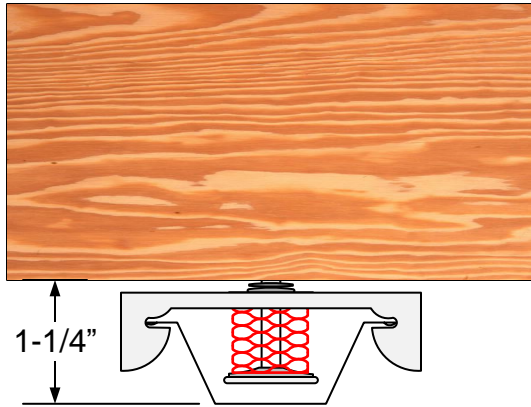


Ceilings:

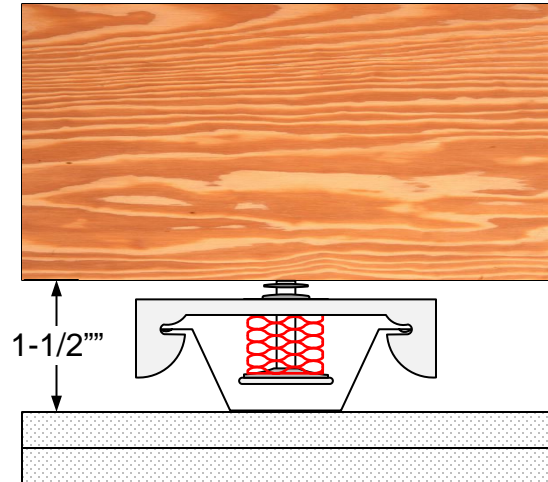
- Resilient Sound Isolation Clips (RSIC-SIX Spring) maximum spacing 16" x 48" on center .
- Layout the RSIC-SIX Spring clips according to general guidelines represented in this installation manual.
- Any additional or non standard room dimensions need to be addressed by a professional engineer.
- Verify the correct quantity of each RSIC-SIX Spring isolator (weight / color) is included in the shipment.
- Layout the RSIC-SIX Spring clips out on the floor (reflecting the ceiling above) Ensure there are no additional items required to complete the installation, IE: Additional blocking to support the RSIC-SIX Spring clips, or additional clips to support the drywall furring channel.
- Red 26 Lb clips are for the field
- Blue 13 Lb clips are for the field, edge.
- White 7 Lb clips are for edge, corner, and or infill where additional support is needed
- Fasten the Resilient Sound Isolation Clip (RSIC-SIX Spring) to the structure with fasteners approved for a minimum pull-out and shear of 100 lbs. Allowing for up to 1/2" deflection after the gypsum board has been installed.
- Using a laser level, or tape measure set the height for all of the RSIC-SIX Spring brackets at the same height
- Ensure RSIC-SIX Spring is securely fastened to the structure with a minimum #8 x 2-3/4" long screw for wood framed systems
- At the perimeter, the distance between the wall and first support for the drywall shall be less than 8".
- Variances in the field may require additional adjustment to ensure a consistent system. (see field calibration guide)
- When attaching plywood or other hard surface materials to light gauge drywall furring channel use RSIC-Super Coarse screw

RSIC-SIX SOUND ISOLATION CLIP

Spring Height before gypsum board is installed.



Spring Height after gypsum board is installed.



Ceilings:

- Snap the drywall furring channel (hat track) into the RSIC-SIX.
- Optional: Add strong back consisting of drywall furring channel perpendicular on the top of the standard drywall furring channel to assist in leveling the ceiling.
- Install the RSIC Perimeter Tape 3/8" below the drywall furring channel around the entire perimeter of the room.
- Install the gypsum board to the drywall furring channel snug to the RSIC Perimeter tape around the perimeter of the entire ceiling.
- Caulk around the entire perimeter of the ceiling wall intersection.
- Use fire and smoke rated acoustical sealant where required.

General Information:

- Resilient Sound Isolation Clip Spring Isolator (RSIC-SIX Spring , furring channel (hat track) and gypsum board shall not carry heavy loads such as Projectors, HVAC Ducting, Curtains, etc.
- Splice furring channel (hat track) with 6 inch overlap in mid span, secure with 18 ga. tie wire or with two framing screws (7/16")
- Seal all potential air leaks with non-hardening acoustical caulking to achieve best noise control results. Use fire rated sealant where required.
- When attaching the RSIC-SIX Spring clips to a steel Joist the minimum allowable thickness is 20 ga. (0.030).
- When attaching plywood or other hard surface materials to 25 Gauge drywall furring channel use RSIC-Super Coarse screw

Fire Test Information:

WWW.PAC-INTL.COM

Check UL Fire Resistance Directory File # R16638

Check UL's web pages. www.ul.com/database

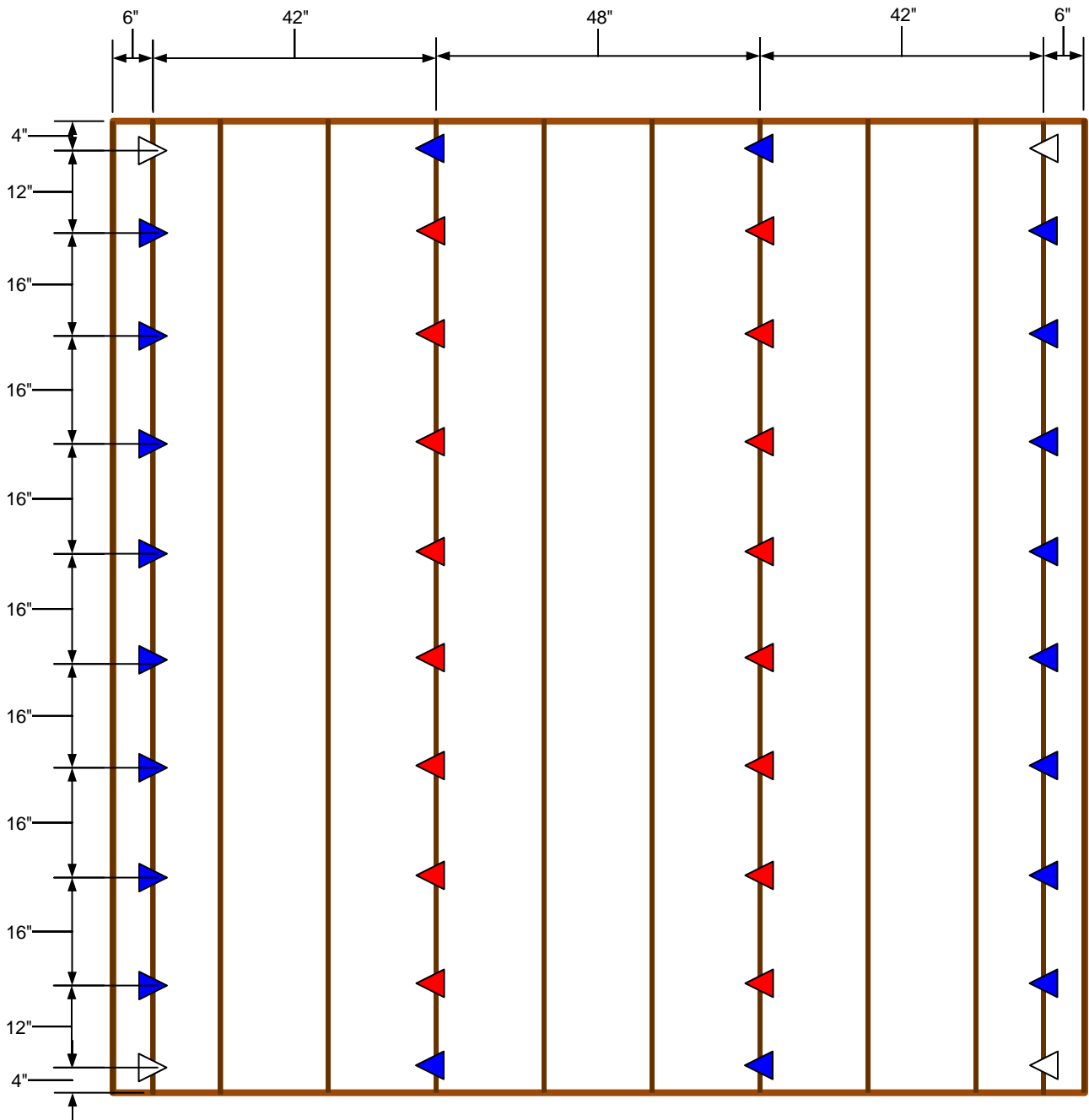
Contact UL (877) UL-HELPS

PAC International, LLC. Tel: (866) 774-2100 Technical: (866) 649-2710 Web Site: www.pac-intl.com

©2021 PAC International, LLC. All Rights Reserved. • (866) 774-2100 RSIC® is a registered Trade Mark

RSIC-SIX SOUND ISOLATION CLIP

RSIC-SIX SPRING INSTALLATION WITH FRAMING SPACED @ 16" OC. RSIC-SIX @ 16" OC.

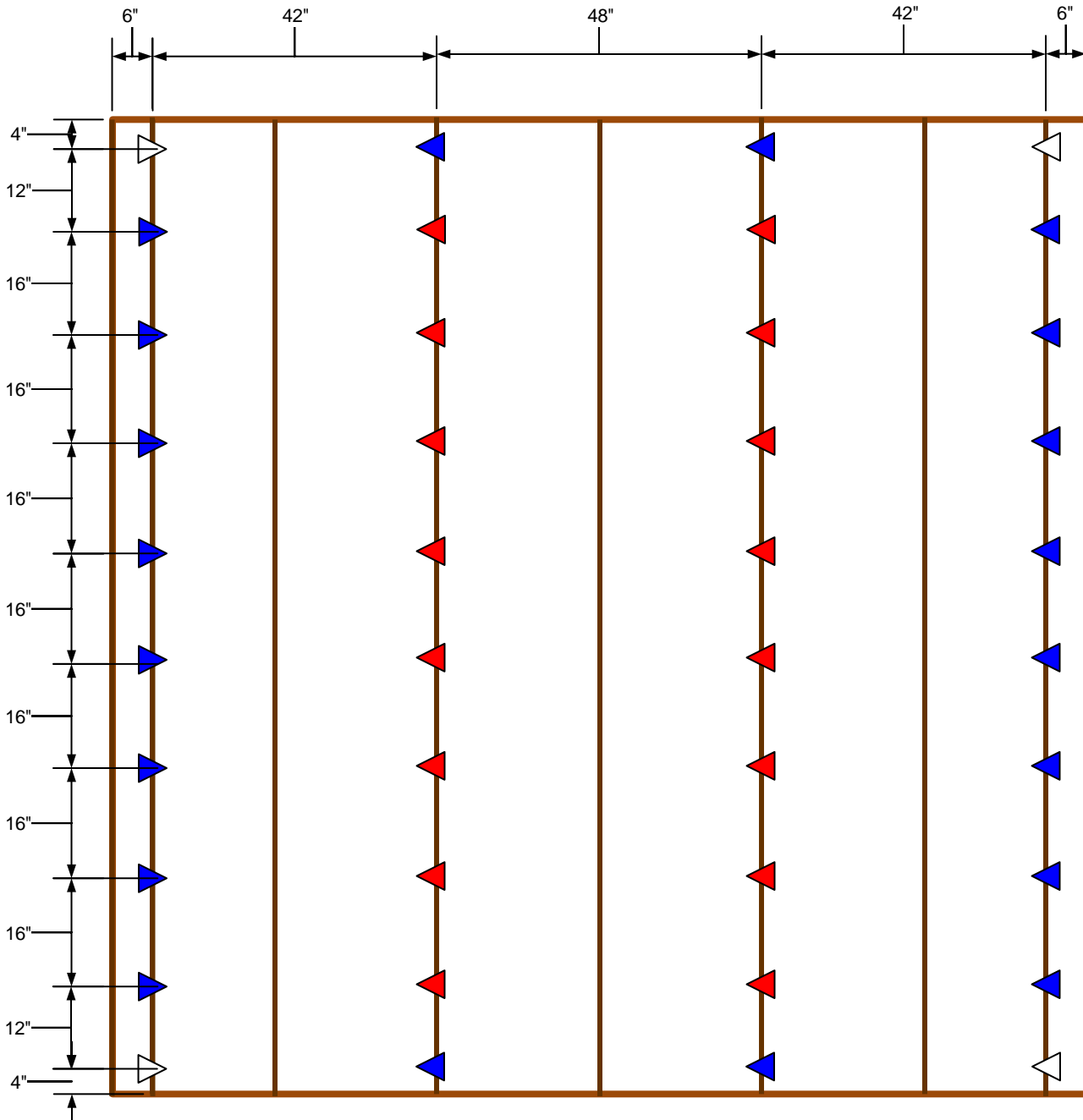


PAC International, LLC. Tel: (866) 774-2100 Technical: (866) 649-2710 Web Site: www.pac-intl.com

©2021 PAC International, LLC. All Rights Reserved. • (866) 774-2100 RSIC® is a registered Trade Mark

RSIC-SIX SOUND ISOLATION CLIP

RSIC-SIX SPRING INSTALLATION WITH FRAMING SPACED @ 24" OC. RSIC-SIX @ 16" OC.



PAC International, LLC. Tel: (866) 774-2100 Technical: (866) 649-2710 Web Site: www.pac-intl.com

©2021 PAC International, LLC. All Rights Reserved. • (866) 774-2100 RSIC® is a registered Trade Mark

RSIC-SIX SOUND ISOLATION CLIP



Member of the International Code
Council

WARRANTY DISCLAIMER AND LIABILITY LIMITATION LANGUAGE

NO EXPRESS OR IMPLIED WARRANTIES

THERE IS NO WARRANTY, REPRESENTATION OR CONDITION OF ANY KIND; AND ANY WARRANTY, EXPRESS OR IMPLIED, IS EXCLUDED AND DISCLAIMED, INCLUDING THE IMPLIED WARRANTIES OF MERCHANTABILITY AND OF FITNESS FOR A PARTICULAR PURPOSE. Some states do not allow limitations on implied warranties, so the above limitation may not apply to you.

LIABILITY LIMITED TO RETURN OF PURCHASE PRICE

IT IS AGREED THAT SELLER'S LIABILITY AND PURCHASER'S SOLE REMEDY, WHETHER IN CONTRACT, UNDER ANY WARRANTY, IN TORT (INCLUDING NEGLIGENCE), IN STRICT LIABILITY OR OTHERWISE, SHALL NOT EXCEED THE RETURN OF THE AMOUNT OF THE PURCHASE PRICE PAID BY PURCHASER, AND UNDER NO CIRCUMSTANCES SHALL SELLER BE LIABLE FOR ANY SPECIAL, INCIDENTAL OR CONSEQUENTIAL DAMAGES, INCLUDING, BUT NOT LIMITED TO, PERSONAL INJURY, PROPERTY DAMAGE, DAMAGE TO OR LOSS OF EQUIPMENT, LOST PROFITS OR REVENUE, COSTS OF RENTING REPLACEMENTS AND OTHER ADDITIONAL EXPENSES, EVEN IF SELLER HAS BEEN ADVISED OF THE POSSIBILITY OF SUCH DAMAGES. THE PRICE STATED FOR THE EQUIPMENT IS A CONSIDERATION IN LIMITING SELLER'S LIABILITY AND PURCHASER'S REMEDY. Some states do not allow the exclusion or limitation of incidental or consequential damages, so the above limitation or exclusion may not apply to you.

SELLER NOT LIABLE FOR PURCHASER'S NEGLIGENCE

SELLER WILL NOT BE LIABLE FOR ANY DAMAGES, LOSSES OR EXPENSES AS A RESULT OF PURCHASER'S NEGLIGENCE, WHETHER DEEMED ACTIVE OR PASSIVE AND WHETHER OR NOT ANY SUCH NEGLIGENCE IS THE SOLE CAUSE OF ANY SUCH DAMAGE, LOSS OR EXPENSE.

MODEL FOR DEMONSTRATION PURPOSES ONLY

THE MODEL OR SAMPLE SHOWN BY SELLER TO BUYER IS USED FOR DEMONSTRATION PURPOSES ONLY. THERE IS NO WARRANTY THAT THE GOODS AS DELIVERED SHALL CONFORM TO THE MODEL OR SAMPLE, AND CONFORMITY OF THE GOODS TO THE MODEL OR SAMPLE IS NOT PART OF THE BASIS OF THE BARGAIN BETWEEN SELLER AND BUYER.

NO WARRANTY OR COMPLIANCE WITH SAFETY CODE OR REGULATION

SELLER DOES NOT WARRANT THAT ANY OF THE GOODS SOLD WILL MEET OR COMPLY WITH THE REQUIREMENTS OF ANY SAFETY CODE, BUILDING OR DWELLING CODE, OR REGULATION OF ANY STATE, MUNICIPALITY OR OTHER JURISDICTION.

NEVADA LAW APPLIES

SELLER AND BUYER AGREE THAT ALL ASPECTS OF THIS TRANSACTION INCLUDING THE APPLICABLE STATUTE OF LIMITATIONS SHALL BE GOVERNED BY THE INTERNAL LAW OF THE STATE OR NEVADA, AND NOT THE LAWS OF CONFLICTS.

This warranty gives you specific legal rights, and you may also have other rights which vary from state to state

PAC International, LLC. Tel: (866) 774-2100 Technical: (866) 649-2710 Web Site: www.pac-intl.com

©2021 PAC International, LLC. All Rights Reserved. • (866) 774-2100 RSIC® is a registered Trade Mark