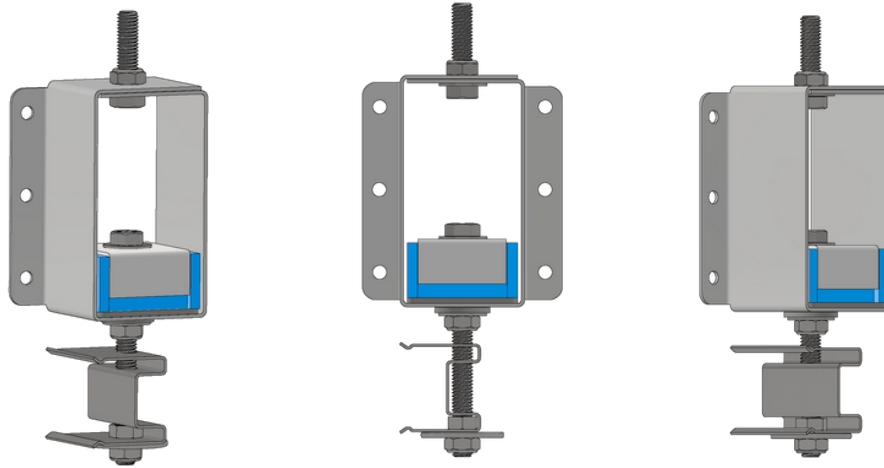


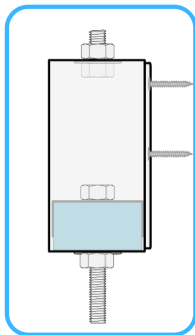


SPRING PERFORMANCE WITH RSIC-1 SIMPLICITY



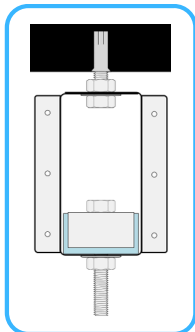
The RSIC-Adapt™ is a multi-use metal framing component designed to simplify and enhance ceiling isolation assemblies. Built for strength and flexibility, RSIC-Adapt™ allows multiple mounting configurations using a single part—reduces installation time, and design complexity. Whether used in drop ceiling systems, or custom isolation layouts, RSIC-Adapt™ delivers consistent acoustical performance with the durability PAC International is known for.

MOUNTING OPTIONS



RSIC-ADAPT-S

Wire top mount, rubber isolator, channel bottom mount



RSIC-ADAPT-T

Bolt top mount, rubber isolator, channel bottom mount

SPECIFICATIONS

Acoustical Design Load	5 Lbs - 80 Lbs
Total Deflection	1"
Adjustable	Yes
Cavity Minimum	12"
Cavity Maximum	Unlimited
Use in Ceilings	Yes
Use in Walls	No
Use in New Construction	Yes
Use in Retrofit	Yes
Pre-Compressed	Yes
Pre-Assembled	Yes
Spring Isolation	Yes
Rubber Isolation	Yes