


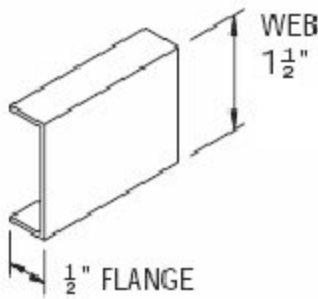
***RSIC-1.5CRC INSTALLATION GUIDE***

**RSIC-1.5CRC SOUND ISOLATION CLIP**



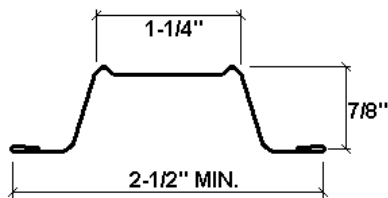
**RSIC-1.5CRC**

# RSIC-1.5CRC SOUND ISOLATION CLIP



## Cold Rolled Channel:

- **Minimum requirements:** 16 gauge 1.5" wide. Meets or exceeds SSMA min. requirements.
- **Depth:** 1/2 inch
- **Width:** 1-1/2 inch wide minimum.



## Furring Channel:

- **Minimum requirements:** 25 gauge, hemmed edge detail required on all 25 gauge furring channel. Meets or exceeds SSMA min. requirements. (25 Ga furring channel recommended)
- **Depth:** 7/8 inch
- **Width Bottom:** 2-1/2 inch wide minimum.
- **Width Top:** 1-1/4 inch wide

Splice drywall furring channel (hat track) with 6 inch overlap in mid span (between two clip) secure with 18 Ga tie wire, or two 7/16" framing screws.




## Hanger Wires:

Install hanger wire at not more than 48" on center. Install the hanger wires so the hanger wires hang plumb, in a vertical plane with the 1-1/2" (38 mm) Cold Rolled Channel. To not cause lateral force on the 1-1/2" (38 mm) Cold Rolled Channel. Install 1-1/2" (38mm) Cold Rolled Channel at the elevation required using a Double saddle tie. Change the side and direction of the double saddle tie on every other wire, so as to restrict the rollover effect on the 1-1/2" (38 mm) Cold Rolled Channel.

## Resilient Sound Isolation Clip (RSIC-1.5CRC)

- **Spacing:** maximum 48 inches on center
- **Maximum acoustical design load:** 36 lbs



## RSIC-1.5 CRC dimensions:

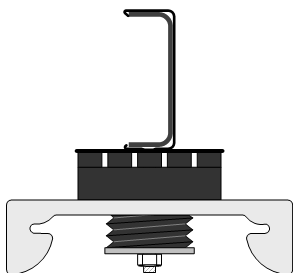
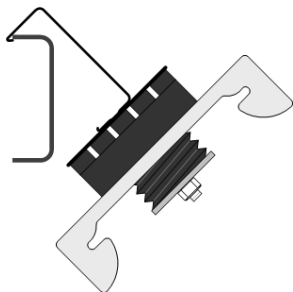

- RSIC-1.5 CRC clip 3" tall
- RSIC-1.5 CRC and 7/8" Drywall Furring Channel 1-1/8" deep

## Average Labor Rates:

- **RSIC-1.5 CRC:** 110 clips per man hour
- **Drywall Furring Channel:** 550LF per man hour

Labor rates provided to PAC International, Inc by independent contracting firm

# RSIC-1.5 CRC SOUND ISOLATION CLIP



## **Ceilings: One and Two layer 5/8" gypsum**

- Resilient Sound Isolation Clips (RSIC-1.5 CRC) shall be 48 inches x 24 inches on center .
- Connect the Resilient Sound Isolation Clip (RSIC-1.5 CRC) to the cold rolled channel.
- Ensure the RSIC-1.5 CRC clip is tight to the cold rolled channel.
- Locate the first row of RSIC-1.5 CRC clips within 8 inches of the wall at each end of a run
- Snap in the drywall furring channel (hat track) into the RSIC-1.5 CRC clips.
- Install the gypsum board to the drywall furring channel leaving a 1/4" min. gap around perimeter of the ceiling.
- Caulk around the perimeter of the ceiling. Use fire and smoke rated acoustical sealant where required.

## **General Information:**

- Refer to [www.UL.com](http://www.UL.com) for complete installation details on all fire resistive assembly designs.
- Resilient Sound Isolation Clip (RSIC-1.5 CRC), furring channel (hat track) and gypsum board shall not carry heavy loads such as cabinets or bookshelves.
- Splice furring channel (hat track) with 6 inch overlap in mid span, secure with 18 ga. tie wire or with two framing screws (7/16")
- Seal all potential air leaks with non-hardening acoustical caulking to achieve best noise control results. Use fire rated sealant where required.

# RSIC-1.5 CRC SOUND ISOLATION CLIP

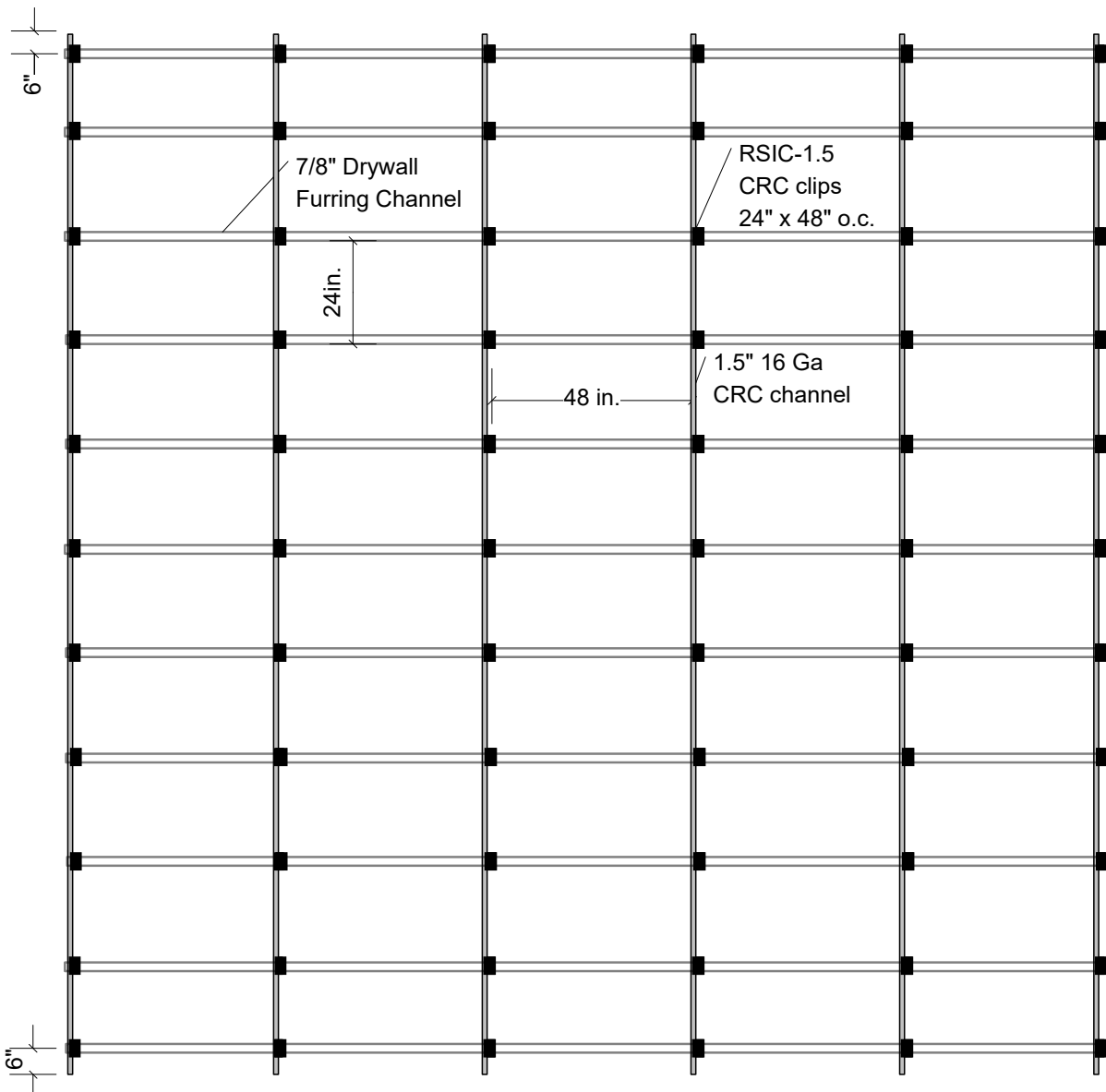
## APPLICATION RECOMMENDATIONS FOR WALLS AND CEILINGS, WOOD OR STEEL FRAMING

### INSTALLING RESILIENT SOUND ISOLATION CLIPS (RSIC-1.5 CRC)

## RSIC CLIPS AT 24" OC.

### RSIC-1.5 CRC Ceiling System Framing at 48" o.c.

RSIC-1.5 CRC clips at 24" x 48" o.c. 1 or 2 Layers of 5/8" Gypsum Board



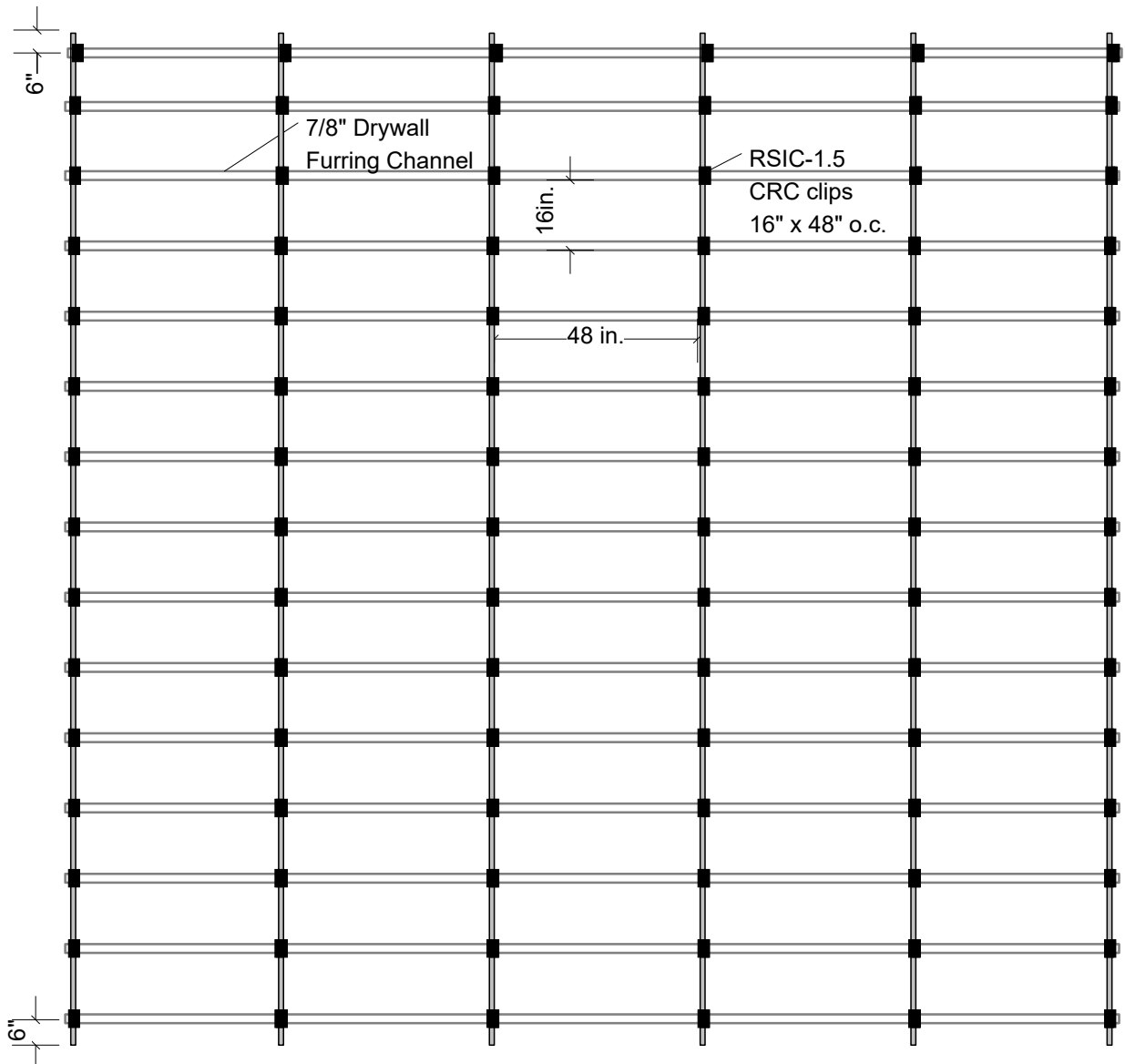
# RSIC-1.5 CRC SOUND ISOLATION CLIP

## APPLICATION RECOMMENDATIONS FOR WALLS AND CEILINGS, WOOD OR STEEL FRAMING

### INSTALLING RESILIENT SOUND ISOLATION CLIPS (RSIC-1.5 CRC)

## RSIC CLIPS AT 16" OC.

RSIC-1.5 CRC Ceiling System Framing at 48" o.c.  
RSIC-1.5 CRC clips at 16" x 48" o.c. For 2 or 3 Layers of 5/8" Gypsum Board



# RSIC-1.5 CRC SOUND ISOLATION CLIP



## RSIC-1.5CRC



## Members of the International Code Council

### WARRANTY DISCLAIMER AND LIABILITY LIMITATION LANGUAGE

#### **NO EXPRESS OR IMPLIED WARRANTIES**

THERE IS NO WARRANTY, REPRESENTATION OR CONDITION OF ANY KIND; AND ANY WARRANTY, EXPRESS OR IMPLIED, IS EXCLUDED AND DISCLAIMED, INCLUDING THE IMPLIED WARRANTIES OF MERCHANTABILITY AND OF FITNESS FOR A PARTICULAR PURPOSE. Some states do not allow limitations on implied warranties, so the above limitation may not apply to you.

#### **LIABILITY LIMITED TO RETURN OF PURCHASE PRICE**

IT IS AGREED THAT SELLER'S LIABILITY AND PURCHASER'S SOLE REMEDY, WHETHER IN CONTRACT, UNDER ANY WARRANTY, IN TORT (INCLUDING NEGLIGENCE), IN STRICT LIABILITY OR OTHERWISE, SHALL NOT EXCEED THE RETURN OF THE AMOUNT OF THE PURCHASE PRICE PAID BY PURCHASER, AND UNDER NO CIRCUMSTANCES SHALL SELLER BE LIABLE FOR ANY SPECIAL, INCIDENTAL OR CONSEQUENTIAL DAMAGES, INCLUDING, BUT NOT LIMITED TO, PERSONAL INJURY, PROPERTY DAMAGE, DAMAGE TO OR LOSS OF EQUIPMENT, LOST PROFITS OR REVENUE, COSTS OF RENTING REPLACEMENTS AND OTHER ADDITIONAL EXPENSES, EVEN IF SELLER HAS BEEN ADVISED OF THE POSSIBILITY OF SUCH DAMAGES. THE PRICE STATED FOR THE EQUIPMENT IS A CONSIDERATION IN LIMITING SELLER'S LIABILITY AND PURCHASER'S REMEDY. Some states do not allow the exclusion or limitation of incidental or consequential damages, so the above limitation or exclusion may not apply to you.

#### **SELLER NOT LIABLE FOR PURCHASER'S NEGLIGENCE**

SELLER WILL NOT BE LIABLE FOR ANY DAMAGES, LOSSES OR EXPENSES AS A RESULT OF PURCHASER'S NEGLIGENCE, WHETHER DEEMED ACTIVE OR PASSIVE AND WHETHER OR NOT ANY SUCH NEGLIGENCE IS THE SOLE CAUSE OF ANY SUCH DAMAGE, LOSS OR EXPENSE.

#### **MODEL FOR DEMONSTRATION PURPOSES ONLY**

THE MODEL OR SAMPLE SHOWN BY SELLER TO BUYER IS USED FOR DEMONSTRATION PURPOSES ONLY. THERE IS NO WARRANTY THAT THE GOODS AS DELIVERED SHALL CONFORM TO THE MODEL OR SAMPLE, AND CONFORMITY OF THE GOODS TO THE MODEL OR SAMPLE IS NOT PART OF THE BASIS OF THE BARGAIN BETWEEN SELLER AND BUYER.

#### **NO WARRANTY OR COMPLIANCE WITH SAFETY CODE OR REGULATION**

SELLER DOES NOT WARRANT THAT ANY OF THE GOODS SOLD WILL MEET OR COMPLY WITH THE REQUIREMENTS OF ANY SAFETY CODE, BUILDING OR DWELLING CODE, OR REGULATION OF ANY STATE, MUNICIPALITY OR OTHER JURISDICTION.

#### **NEVADA LAW APPLIES**

SELLER AND BUYER AGREE THAT ALL ASPECTS OF THIS TRANSACTION INCLUDING THE APPLICABLE STATUTE OF LIMITATIONS SHALL BE GOVERNED BY THE INTERNAL LAW OF THE STATE OF NEVADA, AND NOT THE LAWS OF CONFLICTS. This warranty gives you specific legal rights, and you may also have other rights which vary from state to state.